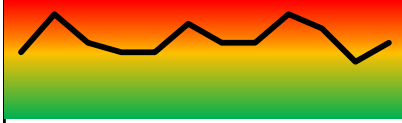

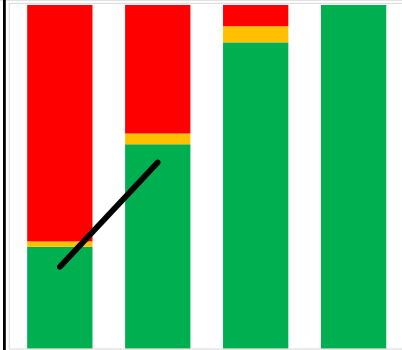
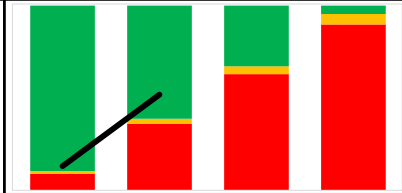


STRATEGIC PRIORITY - FAMILIES & COMMUNITIES

Month Ending

Sep-18

No.	Indicator	Rationale	Current Value	Target	Frequency	Trend	Commentary
F1	Number of cases of accepted statutory homeless	Outcome - trend of homeless numbers	29	No target	Q		
F2	Number of households in Bed and Breakfasts (as at last day of month)	Output - indicator of demand and process	16	11	M		
F3	Number of households in Temporary Accommodation (as at last day of month)	Output - indicator of demand and process	59	40	M		
F4	Number of Households in bands A&B	Output - indicator of demand and process	937	No target	M		39.40% of the total number of households are in bands A&B
F5	Total number of Households in all bands	Output - indicator of demand and process	2,378	No target	M		
F6	Residual household waste per household (kg)	Outcome - impact of awareness campaigns and initiatives	261	275	Q		Residual waste arisings are below the target figure. This is a positive direction for this indicator.
F7	Number of flytipping incidents recorded in West Suffolk	Outcome - impact of prevention initiatives	271	313	Q		Over the last two quarters there have been 271 recorded incidents of flytipping in West Suffolk. Of these 265 were reported as taking place on public land and 6 were reported on private land. The total cost for clearance and disposal of these incidents in West Suffolk has been estimated to have cost £14,603 using the data provided through the national Waste Data Flow reporting system.
F8	Number of actions to combat flytipping in West Suffolk	Activity - focus on prevention	769	625	Q		
F9	Apex income (£)	Output - impact of advertising and act variety	£848,082	£863,215	Q		